




# ASTRO GIRL

STORYBOOK CONVERSATIONS WITH YOUR YOUNG CHILD

Every child is different, and these are only suggested adaptations and activities. Do what works best for encouraging your child's exploration during this literacy activity. Consult your pediatrician, physical therapist (PT), and/or occupational therapist (OT) first.



Did you know reading books is a great opportunity to support STEM learning?


*Astro Girl* is a book written and illustrated by Ken Wilson-Max.

A young girl named Astrid imagines what it would be like to go to space and be an astronaut.

- If you do not have a paper copy of this book, watch a YouTube video of someone reading the book. If you prefer to read it to your child yourself, just mute the audio.

<https://www.youtube.com/watch?v=Tt9zW9OLYrk>

- Check your local library to see if it allows you to borrow a digital version of this book to read on a laptop, tablet, or phone.



# ASTRO GIRL BOOKMARK

STORYBOOK CONVERSATIONS WITH YOUR YOUNG CHILD

Every child is different, and these are only suggested adaptations and activities. Do what works best for encouraging your child's independent exploration during this daily routine. Consult your pediatrician, physical therapist (PT), and/or occupational therapist (OT) first.

- Print this page and cut around the edges.
- Do not forget to **PEER!** Use additional Prompts if needed, Evaluate and Expand your child's answers, and Repeat the prompts.
- Look at STEMIE's tips for making adaptations to the storybook reading process and on the following pages:  
<https://stemie.fpg.unc.edu/guide-book-adaptations>
- If you print this page, you can download or view online by scanning the QR code below.



## Expanding | Science

### Astro Girl

By Ken Wilson-Max

C

Complete a sentence  
"Astrid's mother is an  
-----."  
(astronaut)

R

Recall  
"What is gravity like in space?"

O

Open-ended questions  
"How do astronauts travel in space?"

W

WH questions  
"Where was Astrid's mother? What happens at centers like that one?"

D

Distancing questions  
"What would you like about being an astronaut in space?"

## STEM Words & Ideas to Explore

- Space
- Stars
- Gravity



[stemie.fpg.unc.edu](https://stemie.fpg.unc.edu)



ASTRO GIRL

# ADAPTATIONS

STORYBOOK CONVERSATIONS WITH YOUR YOUNG CHILD

Every child is different, and these are only suggested adaptations and activities. Do what works best for encouraging your child's independent exploration during this daily routine. Consult your pediatrician, physical therapist (PT), and/or occupational therapist (OT) first.

## SUPPORT CHILDREN WITH VISUAL IMPAIRMENT/DEAF-BLINDNESS/MULTIPLE DISABILITIES:

### STORYBOX

Select corresponding items and place them in a container/box. Items may include:

- A toy rocket
- Doll (for Astrid or for an astronaut)
- Ball (for Earth)
- Toy house (for the Space Center)



Image credit: [HealthyRootsDolls.com](http://HealthyRootsDolls.com)

### This adaptation can also...

- Increase children's attention and engagement
- Support children with sensory challenges



*Follow your child's lead and interests. Enthusiastically ask your child questions about what they are doing and what they like.*



*Answer your child's questions. If you do not know the answer, work together with your child to discover the answer.*



*Encourage your child to participate in the activity as much as possible. Praise your child's efforts and successes.*



# ASTRO GIRL ADAPTATIONS

STORYBOOK CONVERSATIONS WITH YOUR YOUNG CHILD

Every child is different, and these are only suggested adaptations and activities. Do what works best for encouraging your child's independent exploration during this daily routine. Consult your pediatrician, physical therapist (PT), and/or occupational therapist (OT) first.

## SUPPORT ALTERNATIVE WAYS OF COMMUNICATION:

### PICTURES, SYMBOLS, SIGNS, AND/OR ICONS

- Select pictures that correspond to items/objects/animals in the book
- Add signs and icons to the story
- Use pictures along with a communication board to support STEM learning

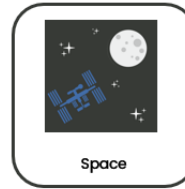
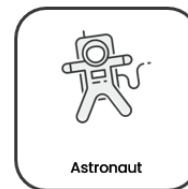


Image Credit: STEMIE

### This adaptation can also...

- Increase children's attention and engagement
- Support children' learning
- Support children who are deaf/with hearing impairment



*Follow your child's lead and interests. Enthusiastically ask your child questions about what they are doing and what they like.*



*Answer your child's questions. If you do not know the answer, work together with your child to discover the answer.*



*Encourage your child to participate in the activity as much as possible. Praise your child's efforts and successes.*



# ASTRO GIRL ADAPTATIONS

STORYBOOK CONVERSATIONS WITH YOUR YOUNG CHILD

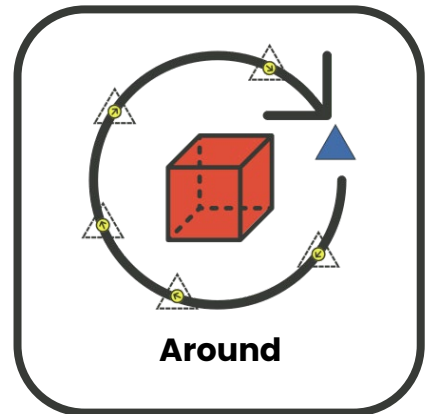
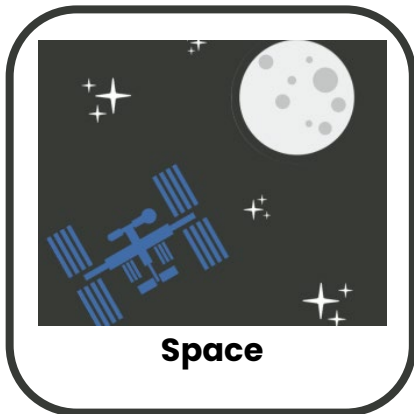


Every child is different, and these are only suggested adaptations and activities. Do what works best for encouraging your child's independent exploration during this daily routine. Consult your pediatrician, physical therapist (PT), and/or occupational therapist (OT) first.

VISUAL CUES:  
USE TO PROMPT

## HOW TO:

**Step 1:** Print and cut out the images. You can also create your own visual cues (empty squares included).

**Step 2:** As you read, use tape or Velcro to attach the pictures to the corresponding pages in the book.




*Follow your child's lead and interests. Enthusiastically ask your child questions about what they are doing and what they like.*



*Answer your child's questions. If you do not know the answer, work together with your child to discover the answer.*



*Encourage your child to participate in the activity as much as possible. Praise your child's efforts and successes.*



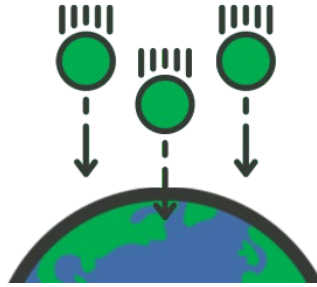
# ASTRO GIRL ADAPTATIONS

STORYBOOK CONVERSATIONS WITH YOUR YOUNG CHILD

Every child is different, and these are only suggested adaptations and activities. Do what works best for encouraging your child's independent exploration during this daily routine. Consult your pediatrician, physical therapist (PT), and/or occupational therapist (OT) first.



Spaceship



Gravity



Zero gravity




Up



Down



Experiment



Space Center



Follow your child's lead and interests. Enthusiastically ask your child questions about what they are doing and what they like.



Answer your child's questions. If you do not know the answer, work together with your child to discover the answer.



Encourage your child to participate in the activity as much as possible. Praise your child's efforts and successes.



## ASTRO GIRL

# EXPLORATION I

STORYBOOK CONVERSATIONS WITH YOUR YOUNG CHILD

Every child is different, and these are only suggested adaptations and activities. Do what works best for encouraging your child's independent exploration during this daily routine. Consult your pediatrician, physical therapist (PT), and/or occupational therapist (OT) first.

## Star Observer

**Description:** While outside on a clear night, look for the Moon and different stars. Talk about **shape** (sphere) and colors of the Moon (grey/grayish white) and the stars (white, yellow). Talk about **how many** stars can be seen. The human eye can see between 5,000 and 10,000 stars at night depending on weather and ground light.

### What My Child Is Learning!

Children are naturally curious about their environment. Encourage them to observe their environment with open-ended questions.

While stargazing, your child can begin to understand the basics of astronomy, such as identifying the Moon and stars and their **characteristics** (e.g., **shape**, color).

Say, "I wonder how many stars are in the sky." Your child can recognize **numbers** and practice **counting (one, two, three, ...)**.





# ASTRO GIRL

## EXPLORATION II

STORYBOOK CONVERSATIONS WITH YOUR YOUNG CHILD

Every child is different, and these are only suggested adaptations and activities. Do what works best for encouraging your child's independent exploration during this daily routine. Consult your pediatrician, physical therapist (PT), and/or occupational therapist (OT) first.

### ***Moon Observer***

**Description:** Over several clear nights, look for the Moon. Talk about how the Moon looks like it has a different shape each night. The Moon has different shapes that can be seen on different nights. This happens because the Moon moves around the Earth, which moves around the Sun.

#### **What My Child Is Learning!**

Children are naturally curious about their environment. Encourage them to observe their environment with open-ended questions. Help children make a connection and develop fundamental critical thinking skills.

By looking at the Moon over several nights, your child is practicing observation skills and learning how to **describe** what they see. If they observe the Moon over two months, they may begin to recognize a **pattern** in the way the Moon looks different each night. Ask, "What do you think the Moon will look like tomorrow night?"





# ASTRO GIRL



## ADDITIONAL ACTIVITY IDEAS

STORYBOOK CONVERSATIONS WITH YOUR YOUNG CHILD

Every child is different, and these are only suggested adaptations and activities. Do what works best for encouraging your child's independent exploration during this daily routine. Consult your pediatrician, physical therapist (PT), and/or occupational therapist (OT) first.

- Build a solar system mobile. Find how to do it here:  
<https://kidsactivitiesblog.com/143016/solar-system-mobile-project/>
- Poke holes in a black sheet of paper then shine a light through to observe the 'stars' and the moon. Ask:
  - *Does the moon look the same every night?*
  - *Can you see stars in the daytime? Why not?*
- Check out a planetarium near you:  
<https://www.go-astronomy.com/planetariums.htm>
  - Ask your child the following questions as you navigate the planetarium
    - *What are you most excited about to see at the planetarium?*
    - *What are you curious to learn about space?*
  - Encourage your child to document their visit to planetarium through drawing. You can provide the following prompts to enhance the child's creativity.
    - *What is your favorite part of the planetarium?*
    - *What does your favorite planet look like?*

